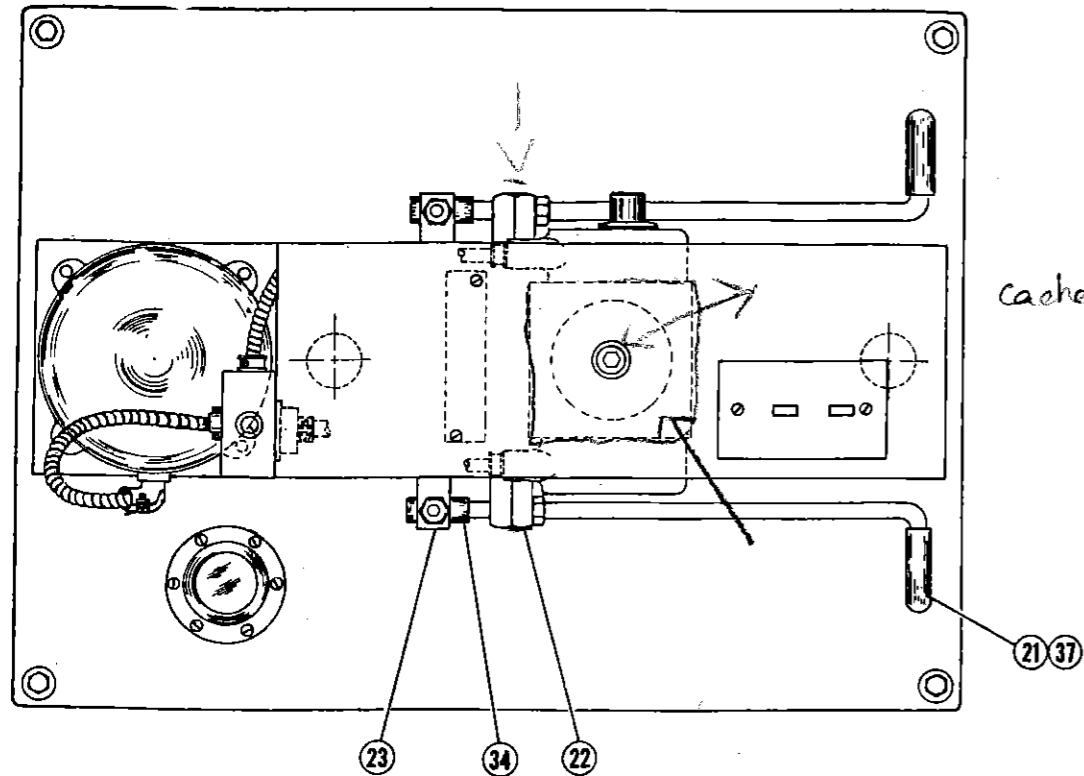
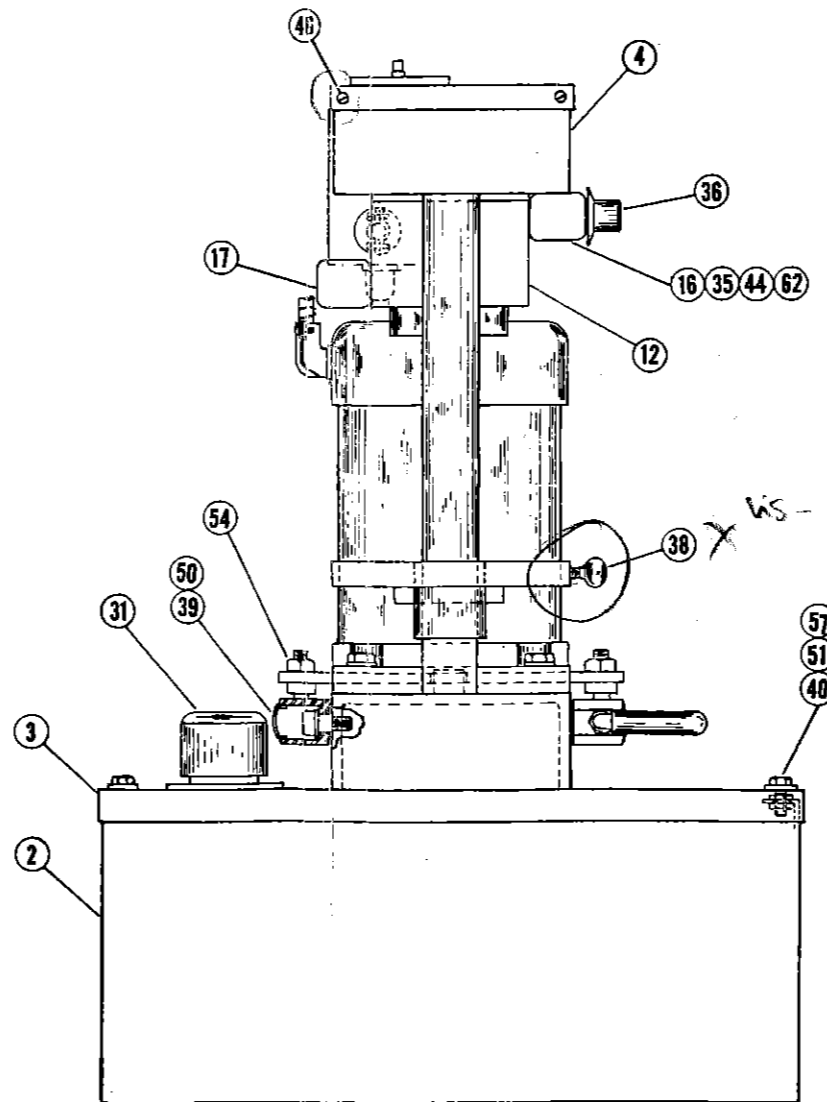
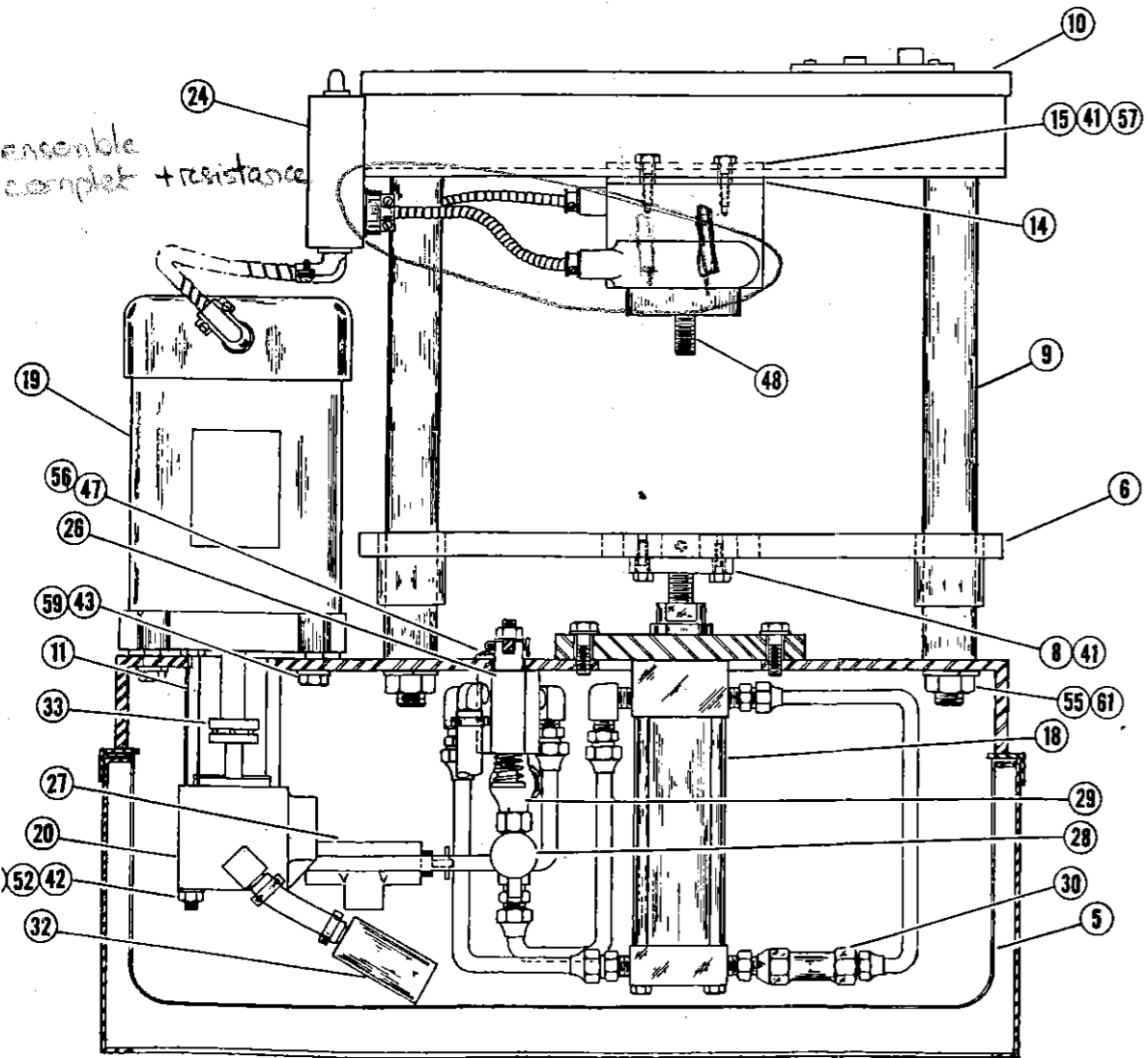


COMTEC MODEL 1100



cache + plaque -



INDEX NO.	QUAN.	DESCRIPTION	PART OR DRWG. NO.
1	1	PIE PRESS, COMTEC 1100	D-1028
2	1	BASE ASSEMBLY	C-1029
3	1	COVER, BASE ASSEMBLY	C-1030
4	1	CROWN ASSEMBLY	B-1036
5	1	RESERVOIR ASSEMBLY	A-1038
6	1	LOWER DIE MOUNTING PLATE	B-1039
7			
8	1	PUSH ROD ASSEMBLY	B-1040
9	2	COLUMN, GUIDE	B-1041
10	1	TOP COVER ASSEMBLY, ELECTRICAL PANEL	B-1042
11	1	MOTOR-PUMP SPACER	A-1043
12	1	HEATER BLOCK	B-1044
13			
14	1	INSULATOR, OUTER CROWN	A-1045
15	1	INSULATOR, INNER CROWN	A-1046
16	1	THERMOSTAT COVER	A-1047
17	1	HEATER COVER	A-1048
18	1	CYLINDER, HYDRAULIC	A-1054
19	1	MOTOR, ELECTRIC 3/4 HP NEMA "C" 56 FRAME	
20	1	PUMP, HYDRAULIC - GEAR	C-202
21	2	PUSH ROD	A-1051
22	2	PIVOT, PUSH ROD	A-1052
23	1	CONNECTOR BAR, PUSH ROD	A-1053
24	1	JUNCTION BOX, ELECTRICAL	A-1050
25			
26	1	VALVE, 4-WAY DIRECTIONAL	
27	1	VALVE, RELIEF- HIGH PRESSURE	
28	1	VALVE, RELIEF - LOW PRESSURE	
29	1	VALVE, CHECK	
30	1	VALVE, CHECK - BACK PRESSURE	
31	1	FILL CAP ASSEMBLY	FCS547W
32	1	SUCTION STRAINER	210566
33	1	SHAFT COUPLING, FLEXIBLE	070
34	2	BALL JOINT ASSEMBLY	SPG1004CP
35	1	THERMOSTAT ASSEMBLY	B20CA1-1
36	1	DIAL KNOB, THERMOSTAT	HRS-5
37	2	GRIP COVER, PUSH ROD	
38	1	THUMB SCREW, DIE RETAINER 1/2-20 x 3 1/2"	
39	4	PLUG BUTTON, CHROME 5/8	
40	4	SCREW, HEX HEAD CAP, MACHINE	1/2-20 x 5/8"
41	10	SCREW, HEX HEAD CAP, MACHINE	1/2-20 x 1-1/2"
42	4	SCREW, HEX HEAD CAP, MACHINE	5/16-18 x 7"
43	4	SCREW, HEX HEAD CAP, MACHINE	3/8-16 x 1-1/2"
44	4	SCREW, FLAT HEAD MACHINE	6-32 x 1-3/4"
45			
46	5	SCREW, BIND HEAD MACHINE	8-32 x 1/2"
47	3	SCREW, OVAL HEAD MACHINE	8-32 x 5/8"
48	1	SCREW, SOCKET HEAD CAP	1/2-13 x 6"
49			
50	2	SCREW, SOCKET HEAD SHOULDER BOLT	5/16 OD x 3/8"
51	12	NUT, MOLY "JACK"	1/2-20
52	4	NUT, HEX JAM	5/16-18
53	4	NUT, HEX	3/8-16
54	4	NUT, HEX	3/8-24
55	4	NUT, HEX	3/4-10
56	2	WASHER, CUP	#8
57	17	WASHER, FLAT	1/2 STANDARD
58	4	WASHER, LOCK	5/16
59	6	WASHER, LOCK	3/8
60	1	WASHER, FLAT	7/16
61	4	WASHER, LOCK	3/4
62	2	ROLLPIN	1/2 x 1-1/2"